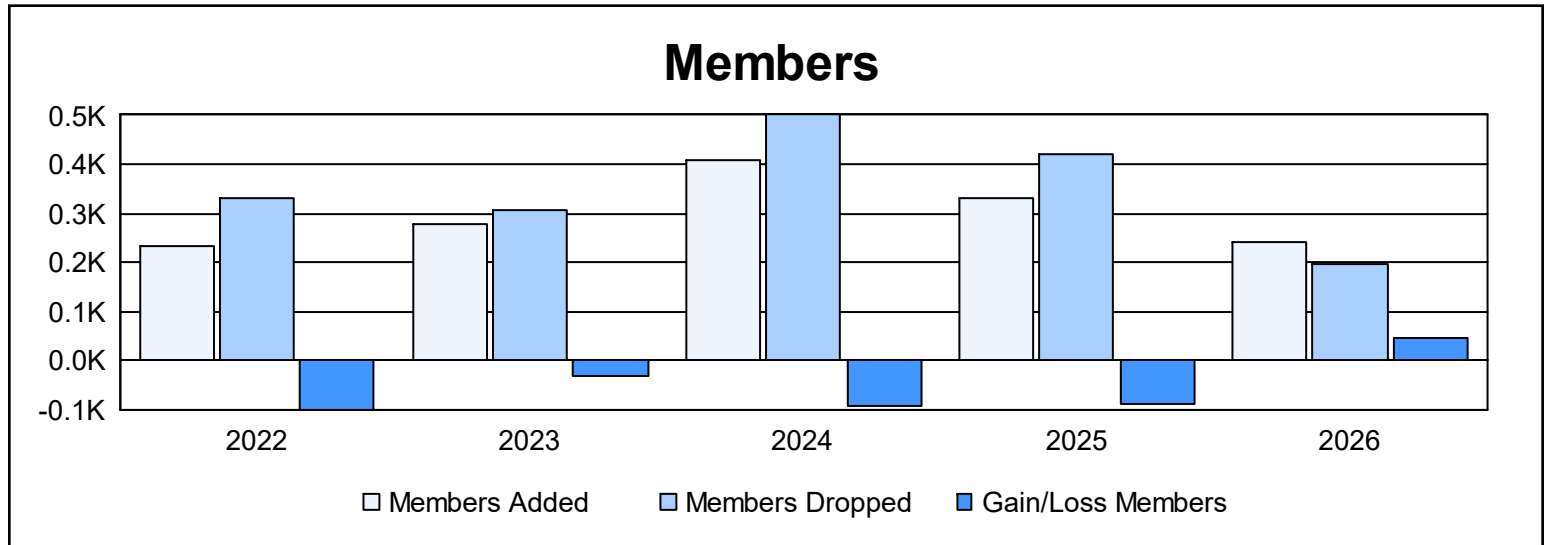
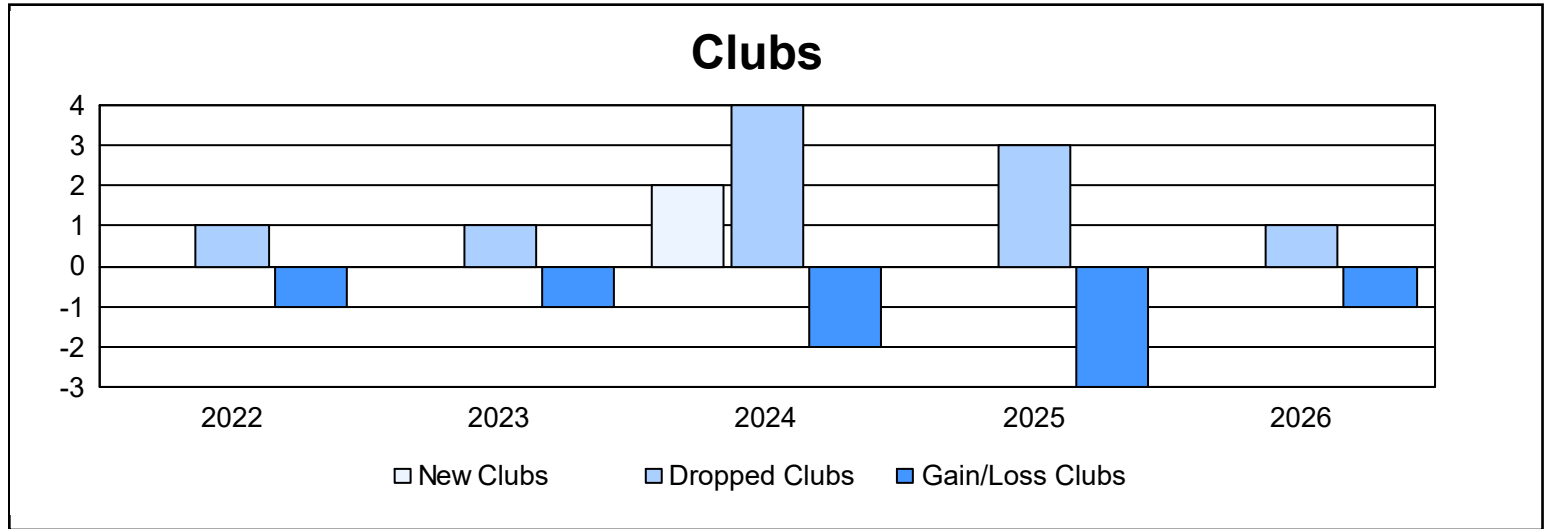
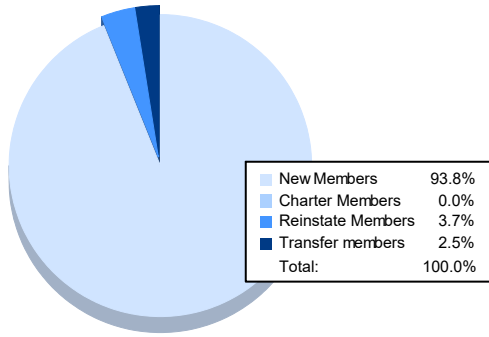


| Year | New Clubs | Dropped Clubs | Gain/ Loss Clubs | New Members | Charter Members | Reinstate Members | Transfer Members | Total Member Added | Total Members Dropped | Gain/ Loss Members |
|----------------|-----------|---------------|------------------|-------------|-----------------|-------------------|------------------|--------------------|-----------------------|--------------------|
| 2021-2022 | 0 | 1 | -1 | 218 | 5 | 2 | 7 | 232 | 331 | -99 |
| 2022-2023 | 0 | 1 | -1 | 270 | 0 | 3 | 3 | 276 | 306 | -30 |
| 2023-2024 | 2 | 4 | -2 | 337 | 45 | 2 | 25 | 409 | 500 | -91 |
| 2024-2025 | 0 | 3 | -3 | 288 | 2 | 22 | 20 | 332 | 421 | -89 |
| 2025-2026 | 0 | 1 | -1 | 227 | 0 | 9 | 6 | 242 | 197 | 45 |
| Average | 0 | 2 | -2 | 268 | 10 | 8 | 12 | 298 | 351 | -53 |



Membership Composition April 2026 Cumulative



Gender Composition April 2026 Cumulative

